



2018

ROALD DAHL DAY

13
SEPTEMBER

PARTY PACK



Contents

Celebrate Roald Dahl Day in Style:

3. Greetings, Wonderers!
4. Invitations
5. Party Hats
6. Dahlicious Dress-Up Day
7. Puffin Virtually Live Roald Dahl Day

Inspire Curiosity and Creativity with resources for *James and the Giant Peach:*

8. Creative Writing Lesson Plan
9. My Story
10. Incredible Introductions
11. Make a Musical Grasshopper
12. Bug Buddy Competition
13. Bug Buddy Entry Form
14. The Centipede's New Shoes
15. Rescue the Insects Maze
16. Juicy Word Search
17. Where Would You Go?

Activities for pre-schoolers

(with the Enormous Crocodile)


18. Colour with Croc!
19. Play Pairs

Plan ahead!

20. Matilda activities for the autumn term

Essentials:

23. Everything you need to celebrate Roald Dahl Day with Pritt Stick
22. Certificate





Greetings, Wonderers!

This year, *James and the Giant Peach* is leading the festivities and you'll find giant bug ideas galore within this pack, to use throughout the Autumn term. But that's not all. Matilda has some very exciting plans of her own – more secrets to be shared soon . . . Until then, let the most marvellous party for the world's number one storyteller begin – anyone for a juicy peach?



#RoaldDahlDay
@Roald_Dahl
www.roalddahl.com

Here are some ideas of how to structure your celebrations in the classroom:

Breakfast Club:

- Bring some peach-themed snacks to the breakfast club!
- Complete the Rescue the Insects activity

Morning:

- Decorate your classroom door to look like the entrance to the Giant Peach
- Time to dress up! Use the Dahlicious Dress-up page for ideas

Break time:

- Try playing Stuck in the Mud – with the chasers playing Aunt Spiker and Aunt Sponge!

Mid-morning:

- Storytime! Read your favourite Roald Dahl story
- Then write your own using the lesson plan

Lunch:

- Hide curious creatures around the playground – can your class find them?
- If it's a wet lunch, spend the time making Roald Dahl party hats

Afternoon:

- Enter the Bug Buddy competition!
- Settle down for the annual Puffin Virtually Live Roald Dahl Day show at 2 p.m. GMT

Home time!

- Give each chiddler a copy of the Roald Dahl Day certificate to take home!



INVITATIONS

Don't forget to send these out at least a week before your party!
Include a **letter home** to parents or grown-up human beans to let them know the details of your party and any party preparation that they might need to do.

 <p>Dear , as a MAKER OF MISCHIEF you are invited aboard the Giant Peach to celebrate ROALD DAHL'S BIRTHDAY!</p> <p>TIME: AT:</p>	 <p>Dear , as a MAKER OF MISCHIEF you are invited aboard the Giant Peach to celebrate ROALD DAHL'S BIRTHDAY!</p> <p>TIME: AT:</p>
 <p>Dear , as a MAKER OF MISCHIEF you are invited aboard the Giant Peach to celebrate ROALD DAHL'S BIRTHDAY!</p> <p>TIME: AT:</p>	 <p>Dear , as a MAKER OF MISCHIEF you are invited aboard the Giant Peach to celebrate ROALD DAHL'S BIRTHDAY!</p> <p>TIME: AT:</p>

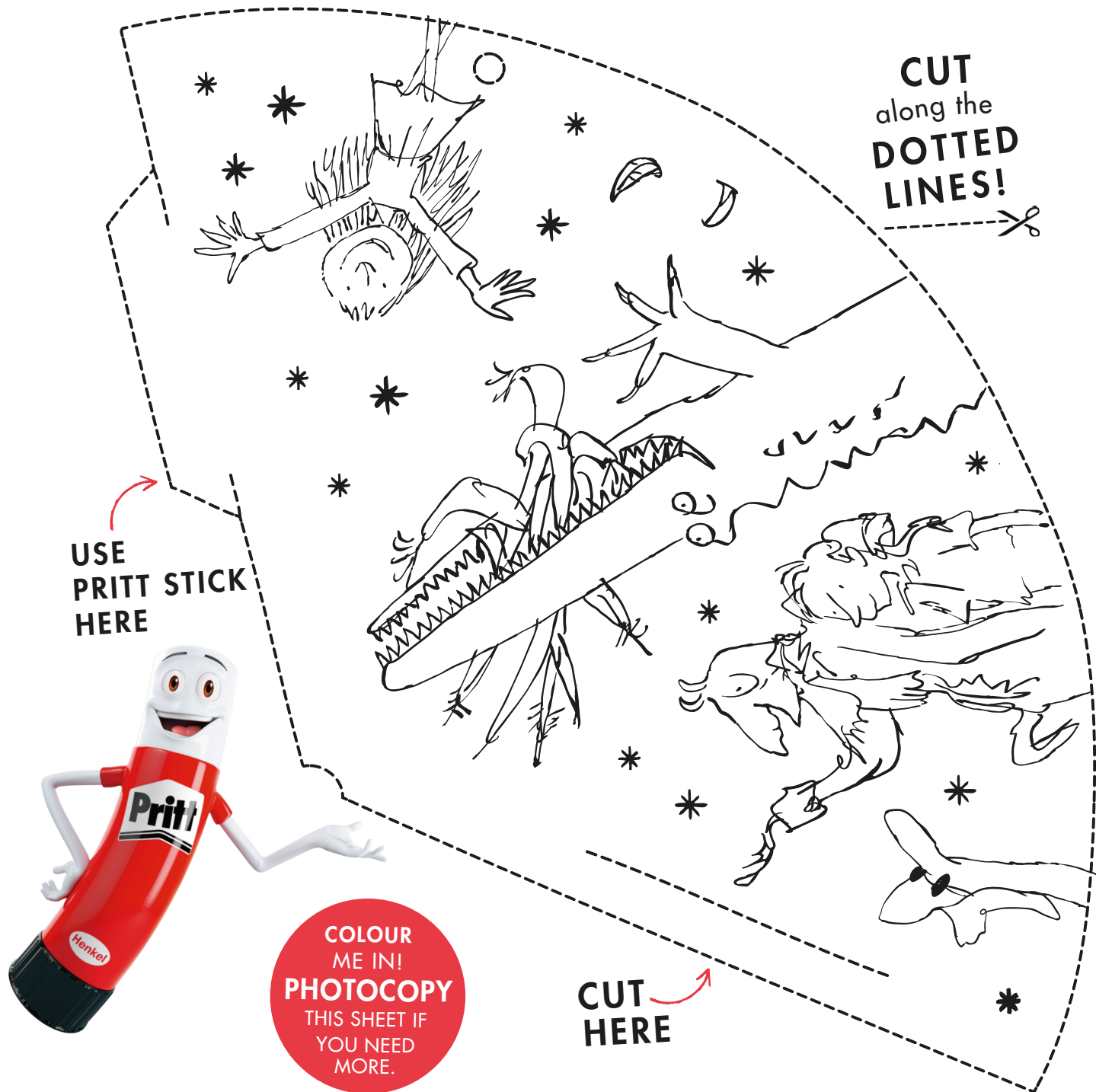


#RoaldDahlDay
@Roald_Dahl
www.roalddahl.com



ROALD DAHL PARTY HATS

If required, ask a grown-up to help. Cut along the dotted line and fold over the edges. Tape down the folded part and pop the hat on to your guest's head. Add some elastic or string if they've got a wiggly noggin.



#RoaldDahlDay
@Roald_Dahl
www.roalddahl.com





DRESS UP TO MAKE LIFE MORE MARVELLOUS



Dress up as your favourite Roald Dahl character and celebrate the world's Number One Storyteller with a **Dahlicious Dress-Up Day** to support Roald Dahl's Marvellous Children's Charity.

By donating £1 you can help us fund more Roald Dahl Nurses to help seriously ill children and their families.

Roald Dahl Nurses



"We feel that nothing is impossible with our Roald Dahl Nurse on our side. She gives me strength and has taught me how to manage my child's condition at home"

Mum helped by a Roald Dahl Nurse

Pay in your donations:



Thank you for being truly MARVELLOUS and supporting our charity!

You can send us a cheque, or make a splendiferous donation online. Visit www.roalddahlcharity.org or get in touch with a friendly human bean:
E. fundraising@roalddahlcharity.org
T. 01494 890 465



Dressing-Up Tips

Need some inspiration on how to dress up all Dahlicious?

Visit: www.dahliciousdressupday.org for costume guides and other marvellous resources



#RoaldDahlDay
@Roald_Dahl
www.roalddahl.com





THE ROALD DAHL DAY SHOW

Thursday 13 September 2018
2–2.30pm GMT

Tune in with thousands of schools around the world for an extraordinary lesson! An all-star line-up, including author Adrian Edmondson, will be sharing their creative writing ideas inspired by Roald Dahl. There'll also be a visit to London's Natural History Museum, to meet the real insects from *James and the Giant Peach*. **Don't forget your pencils and paper for the draw-along!**

Register to watch now for free at
puffinvirtuallylive.co.uk



N NATURAL
HISTORY
MUSEUM



CREATIVE WRITING

DISCOVER
MORE
MARVELLOUS
ROALD DAHL
LESSON PLANS AT
ROALDDAHL.COM
/TEACH

LESSON OBJECTIVES:

- Analysing and discussing writing similar to that which they are planning to write
- Understanding story structure
- Writing an effective story introduction



PREPARATION:

Print a copy of **MY STORY** and **INCREDIBLE INTRODUCTIONS** for each child.

MAIN ACTIVITY:

TASK: Children plan their own stories based on *James and the Giant Peach* using **MY STORY**. It might be a good idea to plan one as a whole class using the title *Tommy and the Titanic Tomato* as inspiration. Before children write introductions to their stories, help them to understand how to write an effective introduction by reading Chapter 1 of *James and the Giant Peach*.

Explain how the first chapter sets the scene for the story, so we learn about James, where he lives and all about his miserable situation. **INCREDIBLE INTRODUCTIONS** helps children to analyse what makes an effective story introduction and to use this knowledge to inform their own writing.


Children are now ready to write their introduction. If time allows, children can complete their stories using *James and the Giant Peach* as a model for writing the middle and the end.

PLENARY:

Ask children to tell you what they think makes an effective story introduction. Record their ideas on the board. In pairs, children take turns to read their introductions and to give feedback to each other by firstly sharing what was effective about their partner's writing before discussing what could be better next time. When they've finished sharing, ask if there is anybody who would like to read their introduction to the class so that you can analyse it together.


COMPETITION TIME

Don't forget to enter the competition by drawing the bug you created at the end of the task!



#RoaldDahlDay
@Roald_Dahl
www.roalddahl.com





MY STORY



The title of my story is:

.....

My main character's name is:

.....

The enormous fruit is:

.....

The four animals that live in the fruit are:

.....

My character's dream is:

.....

This is how my character gets what he/she wants:

.....

Problem 1

Solution 1

Problem 2

Solution 2



#RoaldDahlDay
@Roald_Dahl
www.roalddahl.com



INCREDIBLE INTRODUCTIONS

The best way to learn how to write an incredible story introduction is to learn from the master, Roald Dahl. Read the following extract taken from Chapter 1 of *James and the Giant Peach* and then answer the questions below.

They lived – Aunt Sponge, and Aunt Spiker, and now James as well – in a queer ramshackle house on the top of a high hill in the south of England. The hill was so high that from almost anywhere in the garden James could look down and see for miles and miles across a marvellous landscape of woods and fields; and on a very clear day, if he looked in the right direction, he could see a tiny grey dot far away on the horizon, which was the house that he used to live in with his beloved mother and father . . .

The garden, which covered the whole of the top of the hill, was large and desolate, and the only tree in the entire place (apart from a clump of dirty old laurel bushes at the far end) was an ancient peach tree that never gave any peaches. There was no swing, no seesaw, no sand pit, and no other children were ever invited to come up the hill to play with poor James.

1. Why do you think Roald Dahl introduced the peach tree in Chapter 1?
2. What adjectives are used to describe:
 - a. Aunt Sponge and Aunt Spiker's house?
 - b. The hill on which James lives?
 - c. The woods?
 - d. The peach tree?
 - e. James himself?
3. Does James live in a happy environment or not? How can we tell?
4. Look at your own story plan (MY STORY). What character(s) and object(s) do you plan to include in your introduction?
5. Where is your story set? What adjectives might you use to describe the setting?




MAKE A MUSICAL GRASSHOPPER

MUSIC
MAKER

WHAT YOU'LL NEED:

- 1 six-egg carton • Scissors • Green paint
- Pencil • Green card • Emery board • 2 small green pom-poms • PVA glue • 2 googly eyes
- Green pipe cleaner • Craft stick




1 Cut your egg carton in half so that you have **three compartments in a row**: this is going to be your grasshopper's long body. **Paint it green**



FASCINATING
FACTS AND FUN
ACTIVITIES
INSIDE


2 Next, it's time to make your grasshopper's large hind legs. **Draw a V on the green card**; you want **each outer line of the V to be 10 centimetres long and 1.5 centimetres wide**. When you are happy with your shape, cut it out using scissors. You can then use this first hind leg as a **template** for the second one by drawing around it on the card. Then cut out the second one. Make sure you are careful when using scissors, and ask a grown-up to help you.



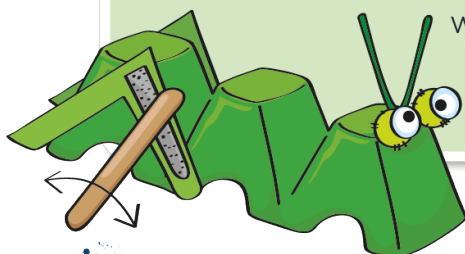
3 Using scissors, **carefully cut the emery board in half**; you might need to ask a grown-up to help you with this. Then take one of your legs and **turn the V upside down**. **Glue one piece of the emery board to the right-hand part of one of the V**. Do the same for the second leg, but glue the emery board to the **left-hand part of the V**.



4 When the **paint on the body is dry**, **glue the pom-poms to the front**, and then **glue the googly eyes to the pom-poms**. Finally, make the **pipe cleaner into a U shape** and poke the ends through the front section of the carton, behind the eyes, giving your grasshopper antennae.



5 **Glue the hind legs to the back section of the egg carton**: one on each side. When the glue has dried, use the craft stick to rub along the emery board on the leg to make a noise.



IF YOU'RE FEELING
ARTY. DECORATE
YOUR GRASSHOPPER!



#RoaldDahlDay
@Roald_Dahl
www.roalddahl.com





BUG BUDDY COMPETITION!

HOW TO ENTER:

Design and **draw** a bug to join the crew aboard the Giant Peach! Then write four sentences about why it should travel with James and the insects.

Use the page opposite for your entry. Don't forget to clearly fill in your school's contact details and post your entries to **Roald Dahl Bug Buddy Competition**, Puffin Books, 80 Strand, London WC2R 0RL by **Friday 19 October!**

THE JUDGES:

An extraordinary panel of judges including **a member of the Roald Dahl Story Company**, a **book cover designer** at Puffin Books and an **entomological expert** from the Natural History Museum will be selecting the winners!

THE PRIZES:

Win a full set of Roald Dahl books, stationery and a very rare copy of **James and the Giant Peach**, dedicated to your school and signed by **Quentin Blake**.

WHAT THE JUDGES ARE LOOKING FOR:

Bundles of imagination – make your bug unique and interesting. It could be inspired by a real creature or you could make one up. **Surprise the judges!**

A good reason why! Think about why your bug should be on the Giant Peach, whether it would be a good friend to James, or it could just make the story even funnier!

Full Terms and Conditions at: bit.ly/BugBuddy


Meet the other creatures on the Giant Peach and get inspired!



Old-Green-Grasshopper is a wise old creature who absolutely adores his music! He feels that his musical skills are somewhat unappreciated inside the Giant Peach.



Glow-worm doesn't really look like a worm at all! She may be quiet, but she provides a lot of light for James and his crew while hanging upside down from the ceiling. She also likes to sleep – a lot!



Ladybird is a very kind bug, and is a great comfort to James during his time aboard the Giant Peach. She has nine lovely spots on her wings and is a mother to four hundred children!




Miss Spider is a very helpful creature – she catches all sorts of pesky flies and mosquitoes with her eight legs and many webs! Unfortunately people are often scared of her because of how she looks.



Earthworm is a bit of a gloomy insect. As Ladybird says, 'He hates to be happy.' He is, however, very good at digging!



Centipede enjoys a joke and a song. He also has many legs (forty-two to be exact) and just as many shoes!



Silkworm is an invaluable but very quiet member of James's insect crew. She also once had the honour of sewing the Queen of England's wedding dress.



DRAW YOUR BUG BUDDY HERE!



Why should your bug buddy travel on the Giant Peach?

.....

.....

.....

Name: Age: School:

Email/Contact:



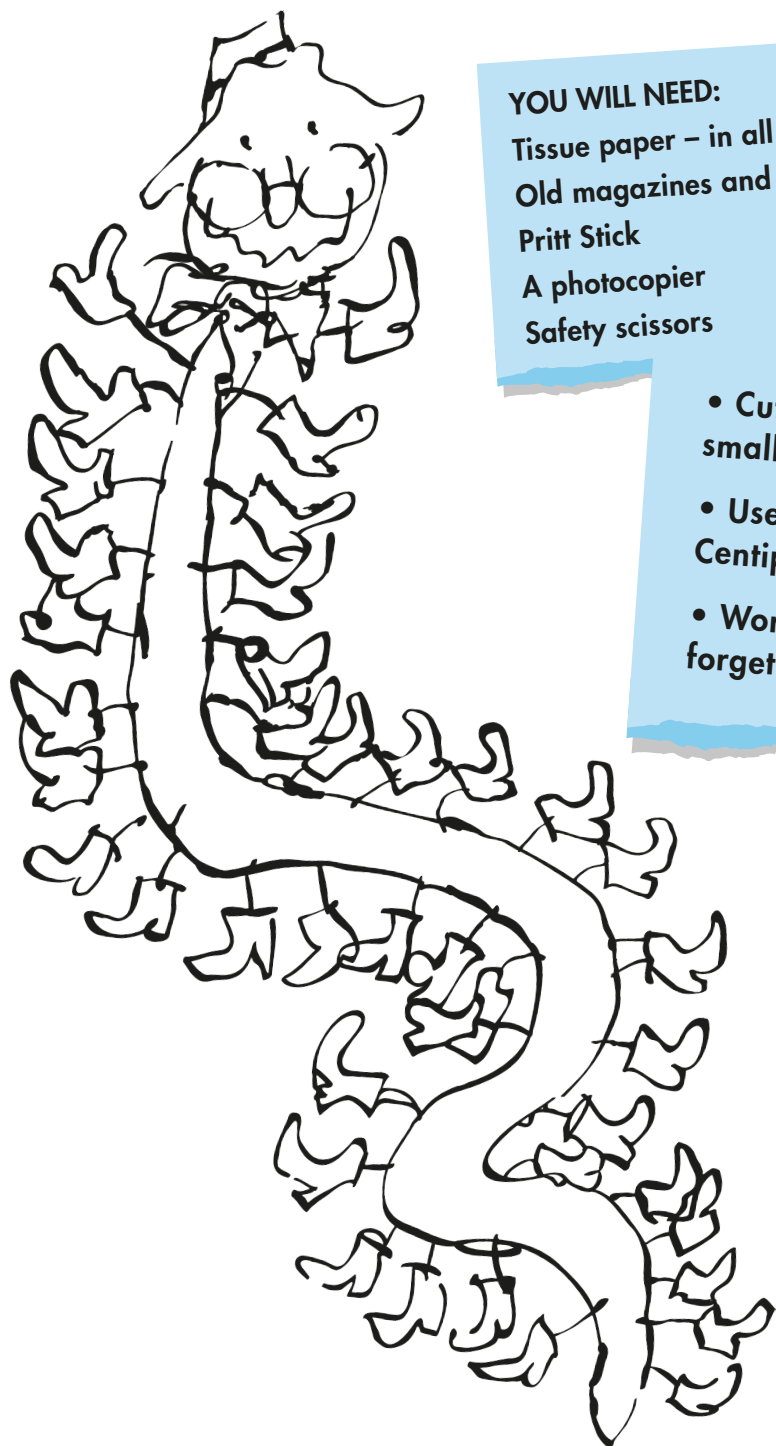
#RoaldDahlDay
@Roald_Dahl
www.roalddahl.com






THE CENTIPEDE'S NEW SHOES!

The Centipede may like to boast he has 100 feet, although really he has 42. Photocopy this illustration as large as you can and then challenge each of your pupils to design him a new pair of shoes!



YOU WILL NEED:
Tissue paper – in all the colours of the rainbow!
Old magazines and newspapers
Pritt Stick
A photocopier
Safety scissors



- Cut the collage materials into small squares
- Use Pritt Stick to stick the pieces to the Centipede's shoes on the illustration
- Work together as a class and don't forget his body and hat!




DREAMING BIG?

You could even build a giant peach with tissue paper and Pritt Stick, and make the other bugs to display in your classroom!

RESCUE THE INSECTS

James's friends are lost in the Giant Peach! He will need to venture into the centre of the fruit to rescue them! Can you help him find his way through the maze below?




#RoaldDahlDay
@Roald_Dahl
www.roalddahl.com



A JUICY WORD SEARCH

Can you find all the **juicy words** in this word search?



JAMES
GRASSHOPPER
LADYBIRD
CENTIPEDE
SPIDER

EARTHWORM
GLOWWORM
SILKWORM
PEACH




#RoaldDahlDay
@Roald_Dahl
www.roalddahl.com



WHERE WOULD YOU GO?

In *James and the Giant Peach*, James and the giant bugs go on an adventure around the world! If you could go on an adventure in the Giant Peach, where would you go? **Draw a map below!**



Peachy Top Tips!

You can use a dotted line to show the Giant Peach's path across the map.

Make sure to draw some obstacles for James and his friends to overcome! For example, a pirate ship or a volcano.

Make your map look like it's been nibbled by giant bugs by cutting out tiny teeth marks




#RoaldDahlDay
@Roald_Dahl
www.roalddahl.com



Ideas for Pre-Schoolers!

Celebrate Roald Dahl Day at your pre-school or nursery with the Enormous Crocodile! Introduce titchy toddlers to Roald Dahl with these two snappy new board books!



New for 2018







Grab a coloured pencil and colour in Crocky-Woc!

... or use a Pritt Stick and create an enormous collage!



Play Pairs

Cut around the creatures and play pairs with your titchy toddler.



#RoaldDahlDay
@Roald_Dahl
www.roalddahl.com



MATILDA'S MAKE AND DO

Whoopie!



On **1 October 2018** there's a rather special celebration planned because **Matilda is 30!**

Millions and millions of chiddlers around the world have **read and loved her story**. From teaching the horrid Miss Trunchbull a lesson to sticking up for her friends at Crunchem Hall, brave Matilda has inspired readers far and wide. Keep a lookout for some very exciting happenings on the Roald Dahl website, and in the meantime . . .

COMING
SOON!

Look out
for even
more **exciting**
Matilda news
in **2019**



ROALD
DAHL
DAY
2018

#RoaldDahlDay
@Roald_Dahl
www.roalddahl.com

13
SEPTEMBER
2018




Design a book cover

What would Matilda be doing as a grown-up – and what might the next story about her be called?



Design a book cover for Matilda's next adventure on the template below!



MATILDA THE MUSICAL GENIUS QUIZ

Are you a *Matilda The Musical* genius? We challenge you to test your knowledge of the Royal Shakespeare Company's multi-award winning musical: will you end up an **absolute genius**, or find yourself in the **chokey**?

ROALD DAHL
Matilda
THE MUSICAL

Now in its
7th year
in London and
touring the UK and
Ireland throughout
2018/2019.

For booking details and more
information about the extensive
education programme for
both London and on tour, visit
matildathemusical.com

1 How many paper aeroplanes are flown into the auditorium each year?

- a) 4,050 c) 5,000
b) 3,870 d) 3,400

2 How tall is Matilda Wormwood?

- a) 4ft 6in c) 4ft 4in
b) 4ft 7in d) 4ft 2in

3 How many countries has *Matilda The Musical* played in?

- a) 4 c) 7
b) 6 d) 3

4 On which date was *Matilda The Musical* first performed to a public audience?

- a) 12th November 2010
b) 3rd November 2010
c) 6th November 2010
d) 9th November 2010



5 In 2012, *Matilda The Musical* broke records at the Olivier Awards but how many awards did it win?

- a) 5 c) 10
b) 7 d) 6

6 How many Matildas alternate the role with each UK cast?

- a) 2 c) 4
b) 3 d) 5

7 What is Tim Minchin and Dennis Kelly's favourite song from the show?

- a) Quiet c) Loud
b) Naughty d) When I Grow Up

8 What condition does Matilda say Nigel suffers from?

- a) Insomnia
b) Hypersomnia
c) Narcolepsy
d) Parasomnia



9 Which shoulder does Matilda look over in the Matilda pose?

- a) Left b) Right

10 How many people have seen *Matilda The Musical* worldwide?

- a) 1 million c) 5 million
b) 3 million d) 8 million

Results

Count your points (1 point per correct answer) and find out if you are a *Matilda The Musical* genius!

0 - 2 points: You're heading to chokey!

3 - 4 points: Don't be revolting!

5 - 6 points: You can do this Bruce!

7 - 8 points: Dancing your way to the top like Mrs Wormwood

9 - 10 points: Congratulations, you're an absolute *Matilda The Musical* genius!

ANSWERS 1. 3,870 2. 4ft 4in 3. 6 countries (UK, Ireland, US, Canada, Australia and New Zealand) 4. 9th November 2010. The show first played at the Courtyard in Stratford-upon-Avon 5. *Matilda The Musical* won seven awards at the 2012 Olivier Awards including Best Actor, Best Actress and Best New Musical. 6. 4 7. Quiet 8. Narcolepsy 9. Right 10. 8 million



#RoaldDahlDay
@Roald_Dahl
www.roalddahl.com



MAKE SPLENDIFEROUS CLASSROOM DISPLAYS with Pritt!

Make sure you've got your Pritt handy so you can decorate a giant tissue-paper peach, glitter your bug buddy and put the finishing touches to your party hat!



750393 Pritt Glue Sticks 43g
750409 Pritt Jumbo Glue Sticks 90g



755109 Pritt Glitter
Glue Sticks 20g



736775 Power
Pritt Sticks 19.5g



755110 Pritt Fun Colors Glue Sticks



750389 Pritt Glue Roller



In association with
YPO[®]

MAKE A BRILLIANT BUG BUDDY



300756
Wrinkle
Paper Shred



303941 Wiggly Eyes



743909 Pipecleaners



313327
Right - Handed
School Scissors

Order online! Visit www.ypo.co.uk/roalddahl to view the Pritt and YPO product range and everything you need for the best party ever. OR call us on **01924 834 960** to find out more.



© The Roald Dahl Story Company Limited / Quentin Blake 2018

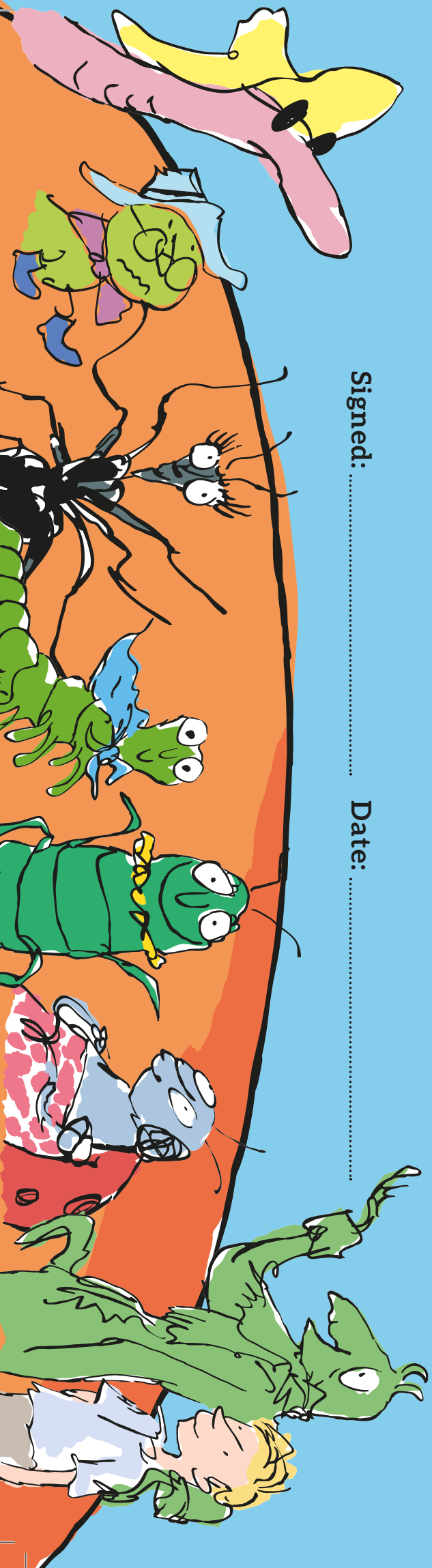
CONGRATULATIONS

to

for being a **WONDERFUL** human bean
and taking part in a most fantastic

ROALD DAHL DAY 2018


Signed: Date:





© The Roald Dahl Story Company Limited / Quentin Blake 2018

NEW FOR 2018



Illustrations © Quentin Blake © RDNL 2018

roalddahl.com