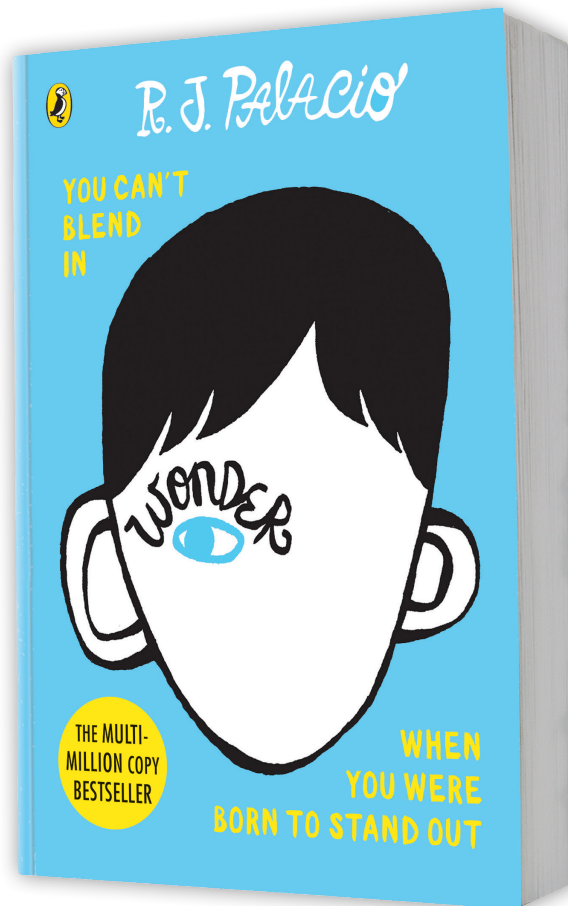


# #ChooseKind In the Classroom



Wonder Back to School Teaching Resources



for ages 8+

## Activity 1 Kindness Thesaurus

**Explores themes of:**


Kindness, Community, Friendship, Wellbeing, Emotional Literacy

**Subject checklist:**

Literacy, PSHE, Citizenship, Art, Design & Technology

# Activity 1:


## Kindness Thesaurus



"Kind words do not cost much. Yet they accomplish much."

—Blaise Pascal (Mr Browne's Precepts, p. 311)

- What does Blaise Pascal mean when he says: "*Kind words do not cost much. Yet they accomplish much*"? Discuss this statement with one of your classmates.
- What can "kind words" accomplish? Do you have any experiences in your life where kind words have helped you or helped someone close to you?
- One of the main themes in *Wonder* is the theme of kindness. In the boxes on the next page, try to write down as many words relating to 'kindness' as you can. Some have already been written down to help you.
- Make your list into a visual thesaurus entry. You might want to write all your words using different colours, or you might want to write them in different shapes and sizes. Some words might run vertically, some horizontally, and some at different angles. Some might form a larger image, or be written inside a symbol – for example a heart.
- Another option is to type all of your words using different fonts, colours, sizes and effects. Then you can print your work, cut out the words, and stick them down in a collage.
- The third option is to work together as a class, each of you choosing one word to create and decorate. Then you can join all of your words together in a classroom kindness display! That way, your thesaurus will always be on show to remind you to *choose kind*.



# Activity 1: Kindness Thesaurus



Create a list of kind words

