



ROALD DAHL STORY DAY

13TH
SEPTEMBER

PARTY PACK 2020



CONTENTS

WATCH OUT FOR THE WITCHES

- 3. Greetings!
- 4. Creating Crafty Characters Lesson
- 6. Formula 86 Lava Lamp
- 7. Marvellous Mice

AMAZING ACTIVITIES & FUNDRAISING

- 8. Ink-redible Invisible Ink
- 9. The Inventing Room
- 10. Journey on the Peach
- 11. Gazumping Galloping Giants
- 12. Roald Dahl's Marvellous Children's Charity

COMPETITION

- 14. The Craftiest Character

EVEN MORE ACTIVITIES & COMING SOON

- 15. Sneaky Secret Messages
- 17. Witchy Wordsearch
- 18. Roald Dahl Dress Up
- 19. Topsy-Turvy Trick

- 20. Classroom Crafts with YPO
- 21. Special Edition Publishing



ROALD DAHL STORY DAY

GREETINGS, PARTY PLANNERS!

This year we're celebrating the best characters, moments and quotes from Roald Dahl stories. Inside our Party Pack you'll find all sorts of ever so exciting activities including top tips as to how craft incredible characters, write secret messages and invent your own sweet!

Watch out especially for our terrible and troublesome Twits who have some disgusting plans for 2021.

No matter if you're celebrating at school or at home, you're sure to have a tremendous day.

LET THE PARTY BEGIN!



PLANNING YOUR CELEBRATIONS

Lots of wondrous ideas for how to celebrate at home or in the classroom.

If you have a month:

- Read a chapter of a Roald Dahl book every day (we recommend *The Witches* or *James and the Giant Peach*) or see how many Roald Dahl stories you can read in September.

If you have a week:

- Visit the Roald Dahl Story Day hub on our website to find lots of resources to decorate your home/classroom.

If you have a day:

- In the morning, decorate your classroom door to look like your favourite Roald Dahl book cover and dress up using the ideas on page 18. After lunch create a crafty character and enter our competition. Finish your day by reading your favourite Roald Dahl story.

If you have an hour:

- Choose your favourite activity from the pack and get cracking. May we suggest *Marvellous Mice* or the *Formula 83 Lava Lamp*!

Find more ways to celebrate on the Roald Dahl website:
www.roalddahl.com

ROALD
DAHL
STORY
DAY



#RoaldDahlStoryDay
@Roald_Dahl
www.roalddahl.com



Creating CRAFTY CHARACTERS

In Roald Dahl stories language is used to bring the characters to life, and this is especially true in *The Witches*.

"Miserrable vitches!"
"Feeble frrribbling vitches!"
"You are a heap of idle good-for-nothing vurms!"
"Rrrotten rrree-pulsive little children"
"Children are rrree-volting!"



The Grand High Witch has a very distinct way of speaking, and especially when describing children, whom she hates with a passion. Imagine you are The Grand High Witch and write a few sentences about smelly, stinking children!

.....

.....

.....

.....

.....

.....

.....

Can you make up your own Witchy words?

Use the ideas box below for extra help.

YOU BLITHERING
BUMPKIN

greedy

brrrainless
bogvumper

RRROTTEN
LITTLE CHILDREN

EVIL-SMELLING
LITTLE SQUIRT

RRREE-PELLENT LITTLE CHILD

rrree-pulsive



Four different characters are speaking below. What do you think each character's personality is like? Write your ideas underneath each quote.

"I am a retired witchophile, when I was younger, I travelled all over the globe trying to track down The Grand High Witch."

"Useless lazy vitches! Feeble frrribbling vitches! You are a heap of idle good-for-nothing vurms!"

"My parents let me eat as much as I want, I'd rather be with them than with you."

"Don't cry, Grandmamma, things could be a lot worse. I did get away from them. I'm still alive."

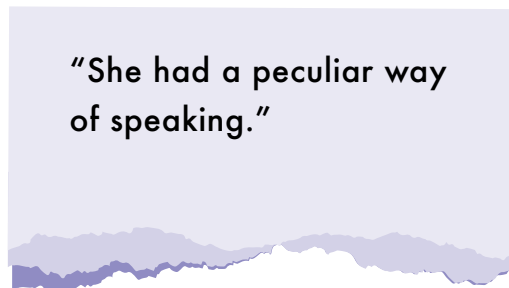
Characters can say the same thing in lots of different ways. **Write a sentence of speech for each character below. Remember to use correct punctuation.**

A child in the playground asks a friend what is wrong.

A zookeeper asks an elephant what is wrong.

A burglar asks a policeman what is wrong.

"She had a peculiar way of speaking."



Formula 83

LAVA LAMP

Those nasty witches have been at it again! See if you can work out their boilsome, bubbling recipe and recreate their horrible formula.

YOU WILL NEED:

- A BOTTLE FOR YOUR FORMULA
(we suggest clear plastic)
- CATSPRINGER SERUM
(water)
- OIL OF BLABBERSNATCH
(vegetable oil)
- GROBBLESQUIRT SNOT
(food colouring)
- TABLET OF CRABCRUNCHER CLAW
(effervescent tablets)

THE WITCHES' RECIPE:

Pour in the Catspringer Serum until your bottle is one quarter full.

Then fill to near the top with Oil of Blabbersnatch, make sure to leave some space for your formula to fizz and boil!

Add plenty of Gobblesquirt Snot until your formula is nice and bright.

Crush or break up your Crabcruncher Claw and drop it carefully into your bottle. This should have an immediate effect. Add more Crabcruncher if your formula isn't bubbling.

OPTIONAL EXTRAS:

Why not decorate a label for your bottle or write down your recipe for later using the template below.



My bottle can hold ____ml
of Formula 86.

$\frac{1}{4}$ of ____ml is ____ml so
I need to add this much Catspringer
Serum.

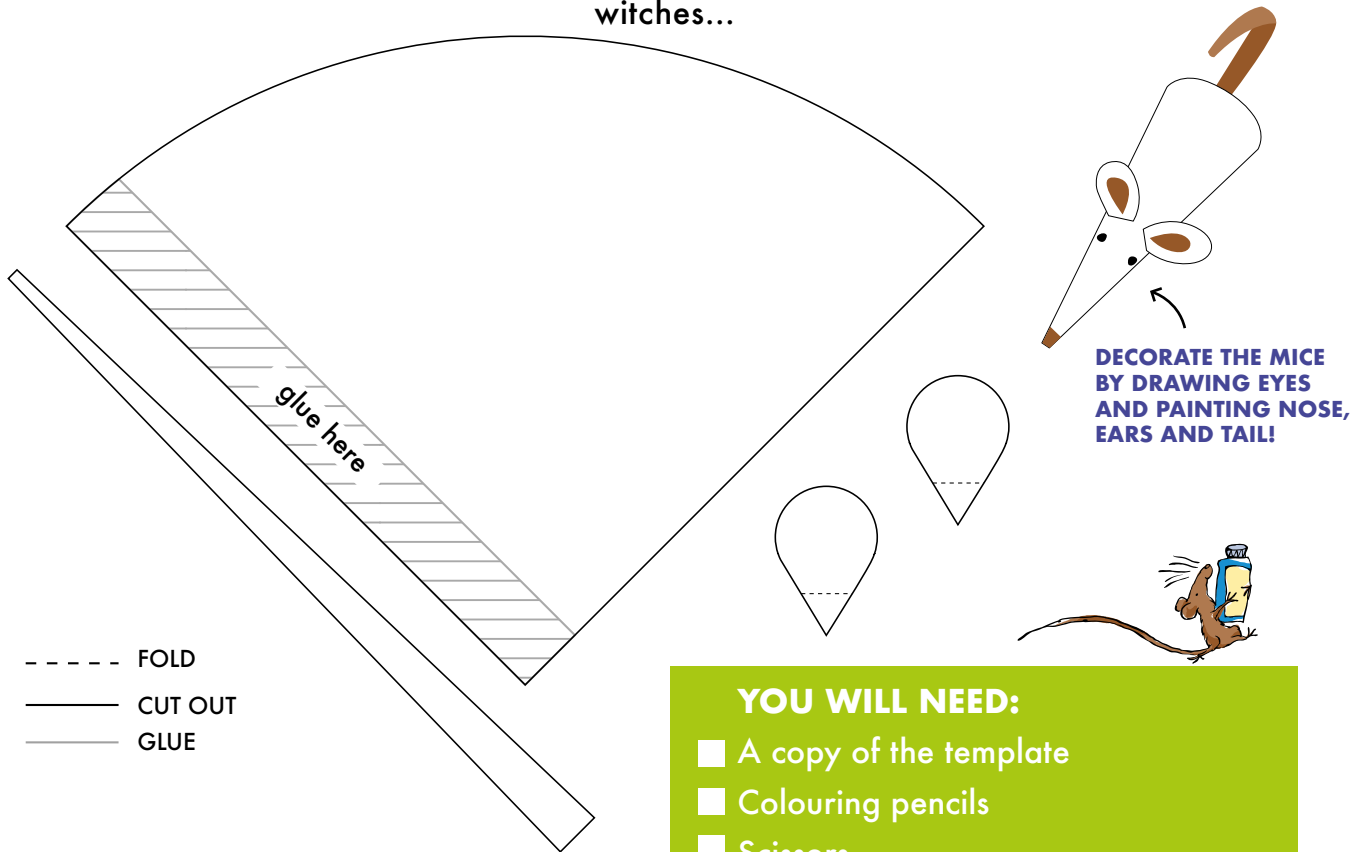
$\frac{3}{4}$ of ml is ____ so I need to add
this much Oil of Blabbersnatch.

I then need to add ____ drops of
Gobblesquirt snot and ____
Crabcruncher tablets.



Marvellous MICE

The hero of *The Witches* doesn't let being turned into a mouse stop him from saving the day! Make your very own paper mouse and take care not to be caught by tricky witches...



THE METHOD:

Step 1: Cut out all pieces of your mouse. Be careful to only cut along solid – the dashed lines show you where to fold later.

Step 2: Decorate your mouse's body, tail and ears.

Step 3: Apply a small line of glue where indicated and roll your mouse into a small cone shape.

Step 4: Fold ears along the dashed line, add glue to the pointed tip and stick onto the body of your mouse, making sure the folded bit is hidden.

YOU WILL NEED:


- A copy of the template
- Colouring pencils
- Scissors
- Glue
- Coloured pens or paint to decorate
- Mini pom-poms or pipe cleaner (optional)

Step 5: Attach the tail. Make sure to stick this inside the top of the cone.

Set off to stop the Witches with your paper mouse and if you see a woman with a mouse on each finger – watch out! They might just be a witch...

TOP TIP! You could also use small pom-poms for the ears or a pipe cleaner for the tail if you want to add some fun texture.

Ink-redible INVISIBLE INK



You may not be able to make a piece of chalk write on its own like Matilda, but there are lots of different ways to make messages appear as if by magic!


YOU WILL NEED:

- A BOWL
- HALF A LEMON
- A SPOON
- WATER
- COTTON BUD / FEATHER QUILL PEN / TOOTHPICK OR TOOTHBRUSH TO WRITE WITH
- SHEETS OF WHITE PAPER
- A HEAT SOURCE LIKE SUNLIGHT OR A LIGHT BULB THAT YOU CAN HOLD PAPER CLOSE TO
- A WAX CRAYON (OPTIONAL)



What to do:

1




Squeeze some lemon juice into the bowl and **stir** in a few drops of water with a spoon.

2



Dip your quill pen or cotton bud into the juice and write a message on a piece of paper.


3



Give your message to a friend and tell them to **heat it in sunlight**, or by asking a **grown-up** to hold it close to a light bulb.

Matilda's PHENOMENAL FACT

Diluting the lemon juice with water makes it very tricky to see, but when it's heated, the juice oxidizes and turns brown to reveal the message. You can also try using other liquids like orange juice, milk, honey and vinegar.



SUPER SIMPLE MISCHIEVOUS Messages

If all you have to hand is paper and pencils, you can still write mischievous messages! Simply take **two pieces of paper** and lay one over the other. Write your message on the top piece, **pressing down very hard**. Remove this top sheet and destroy it, then **pass the bottom sheet** to a friend. They must **shade over the piece of paper** with a soft pencil to make the message magically appear - when no one is looking, of course!

If you don't have much time but do have a **white crayon** to hand, you can use it to write a message on **white paper**. Ask a friend to **paint over it** with watercolour paint to reveal what it says!



This activity has been taken from the book *Matilda's How to be a Genius* (pages 2-3).



The Inventing ROOM

If you were an extraordinary inventor like Mr Willy Wonka, what would you make?
Draw a picture and describe your new creation.

A large empty rectangular box with a thick orange border, intended for drawing a picture of a new invention.Five horizontal purple lines for writing a description of the invention.



Schools


Celebrate Roald Dahl's stories at home or in the classroom with this year's Story Makers Show. Join host Radzi Chinyanganya for a 20 minute video lesson packed full of ideas to try out during and after the show!

**THE
STORY
MAKERS
SHOW**

**FREE SHOW
AVAILABLE FROM:
10am FRIDAY 11th OF SEPTEMBER**

FEATURING:

- Waterstones Children Book Prize WINNERS
Nathan Bryon and Dapo Adeola, playing
the ultimate Roald Dahl guessing game
- Draw-along with Dapo Adeola
- Test your brain with some rrrreevolting
witch-a-grams
- Watch again this year's World Book Day bedtime
story, The Witches, read by Stanley Tucci – and
listen carefully, because Radzi will have a few
questions for you



WATCH AT:
www.puffinschools.co.uk/shows

Journey on the PEACH

James and his insect friends have been blown off course. Help them to navigate their way safely back to dry land, avoiding the mean Sponge and Spiker and the terrible Cloud Men.



ROALD
DAHL
STORY
DAY


13
SEPTEMBER
2020

#RoaldDahlStoryDay
@Roald_Dahl
www.roalddahl.com



Gazumping **GALLOPING GIANTS**

Sophie and the BFG need to find their way back from Dream Country but they've got a bit muddled! Can you help them find their way?



ROALD DAHL'S *Marvellous* Children's Charity

Roald Dahl's Marvellous Children's Charity provides specialist nurses and support to seriously ill children. There are over 78 Roald Dahl Specialist Nurses in the UK who care for over 21,000 children with complex, lifelong illnesses that are often overlooked like Rare Diseases, Sickle Cell Anaemia, Neuro-Muscular Conditions and Epilepsy. Your fundraising activities will help the charity raise vital funds to support more seriously ill children around the UK.

Fabulous Fundraising Ideas to Support Roald Dahl's Marvellous Children's Charity

Roald Dahl's Marvellous Children's Charity is on a mission to help seriously ill children lead a more marvellous life and they need your help!



Roald Dahl Story Day Dress Up

Why not dress up as your favourite Roald Dahl character to support Roald Dahl's Marvellous Children's Charity.

Find Roald Dahl costume ideas and more on www.roalddahl.com/fundraising



Croc-tastic Cake Sale



Get inspired by marvellous mascot Marvin and hold a **Croc-tastic Cake Sale!**

Phizz-Whizzing Workshops!




Roald Dahl's Marvellous Children's Charity has teamed up with Fun Kids Radio to create an interactive workshop series to teach children about the charity as well as important values like bravery, empathy, resilience and kindness. Presented by mascot, Marvin the crocodile.

Find out more at www.roalddahl.com/charity/parents

More information at www.roalddahl.com/charity/get-involved

Colouring-in

Can you help colour in Marvin the crocodile, Roald Dahl's Marvellous Children's Charity mascot?



As part of the Phizz-Whizzing Workshops Roald Dahl's Marvellous Children's Charity ran a competition looking for the most creative fundraising ideas, judged by celebrities including Doctor Who star, Jodie Whittaker.



Sarah (10) was the winner with her idea to host a Roald Dahl film night, complete with dress up, drinks and, of course, a donation to Roald Dahl's Marvellous Children's Charity. For more fun ideas from the runners-up and inspiration for your own fundraising head over to: www.roadddahl.com/charity/get-involved

Competition:

THE CRAFTIEST CHARACTER

We've seen some truly terrible villains in this pack so far but now we want to see one more. Draw us a brand-new vile villain and write a short paragraph telling us all about them. What is their name? What very nasty things do they get up to? Use your imagination and be creative!

HOW TO ENTER:

Use the next page to complete your entry. Make sure to clearly fill in the contact details of either your school, parent or guardian and post your entries to 5 Berkeley Mews, London W1H 7PB by 26th of October.

THE JUDGES:

A panel of judges including a member of the Roald Dahl Story Company and a member of Puffin Books will be selecting the winner.

THE PRIZES:


A bundle of brilliant Roald Dahl books & activity books.

Full terms and conditions available at: cutt.ly/craftycomp

WHAT THE JUDGES ARE LOOKING FOR:

Creativity! We're looking for a really imaginative entry. Think hard about what makes your villain unique. What makes them evil and how do they treat other people? What do they want to achieve by being nasty? Give your character dimension by giving them a good back story!

Meet the characters from the book and get inspired!



The Grand High Witch

The Grand High Witch is all powerful, completely without mercy and wishes sqvash, sqvish and sqvitter every child on the planet.



Mr and Mrs Twit

Mr and Mrs Twit are frousome and disgusting. They play horrible tricks on each other and are thoroughly nasty to everyone they meet.



Aunt Sponge & Aunt Spiker

These truly awful and self-centred aunts make James perform difficult chores and generally make his life a misery.



Boggis, Bunce & Bean

All of them equally mean, these frousome farmers do their very best to dig out Mr Fox and his family.



Miss Trunchbull

The Trunchbull is a horrible headteacher who thinks a school would be much better with no stinking students in it!

ROALD
DAHL
STORY
DAY

13
SEPTEMBER
2020

#RoaldDahlStoryDay
@Roald_Dahl
www.roalddahl.com





Competition ENTRY PAGE




Name: **Parent/Guardian:**

Email/Contact:



Sneaky SECRET MESSAGES


Those scheming witches have been passing secret messages, that they don't want anyone to read. Assign a colour to each number below and colour in to reveal their hidden message.



THE SECRET MESSAGE IS:

Witchy WORDSEARCH

Uh oh! Those cunning witches have been at it again!
They've hidden more messages in the wordsearch below. See if you can find
the words and unscramble the message.



O _ E _ H _ L D A _ E E _ IS
FIFTY-TWO A Y _ A _ , S Q _ _ S H
THEM AND _ Q _ I G _ E THEM AND
MAKE THEM D _ S _ P P _ A R.



A: One child a week is fifty-two a year, squish them and squiggle them and make them disappear.

ROALD
DAHL
STORY
DAY

13
SEPTEMBER
2020

#RoaldDahlStoryDay
@Roald_Dahl
www.roalddahl.com



Roald Dahl DRESS UP

Whether you're a Vile Veruca or a Wonderful Wonka, celebrate Roald Dahl Story Day in the highest of style.

HOW TO DRESS UP AS VERUCA SALT

YOU WILL NEED:

- ☐ A party dress or skirt
- ☐ A ribbon or giant bow for your hair
- ☐ A toy squirrel

- 1 Wear a party dress or skirt.
- 2 Tie a big bow in your hair.
- 3 Carry a toy squirrel with you.
- 4 Take along your copy of *Charlie and the Chocolate Factory* and your costume is complete!



HOW TO DRESS UP AS CHARLIE BUCKET

- 1 Cut out the Golden Ticket from the template provided on the Roald Dahl Story Day hub (or you could make your own with some gold paper and a black pen).
- 2 Wear a jumper or checked shirt and a pair of trousers.
- 3 Carry a small bar of chocolate in your pocket.
- 4 Take along your copy of *Charlie and the Chocolate Factory* and your costume is complete!

YOU WILL NEED:

- ☐ Golden Ticket template
- ☐ Scissors
- ☐ A chocolate bar
- ☐ A jumper or checked shirt

FIND MORE DIY DRESS UP IDEAS ON: WWW.ROALDDAHL.COM/ROALDDAHLSTORYDAY

NOT A FAN OF DIY?

FIND A FULL RANGE OF
ROALD DAHL COSTUMES
AT:

WWW.SMIFFYS.COM



In association



Topsy-Turvy TRICK

Watch
out for
The Twits
in
2021!

The trick-loving Twits play lots of horrible pranks on each other, but this simple trick is much less nasty.

You can bet your life Mrs Twit knew all the tricks. One morning she took out her glass eye and dropped it into Mr Twit's mug of beer when he wasn't looking.

Mr Twit sat there drinking the beer slowly. The froth made a white ring on the hairs around his mouth.

'You're plotting something,' Mrs Twit said, keeping her back turned so he wouldn't see that she had taken out her glass eye. 'Whenever you go all quiet like that I know very well you're plotting something.'

Mrs Twit was right. Mr Twit was plotting away like mad. He was trying to think up a really nasty trick he could play on his wife that day.

'You'd better be careful,' Mrs Twit said, 'because when I see you starting to plot, I watch you like a wombat.'

Suddenly, as Mr Twit tipped the last drop of beer down his throat, he caught sight of Mrs Twit's awful glass eye staring up at him from the bottom of the mug. It made him jump.

'I told you I was watching you,' cackled Mrs Twit.



YOU WILL NEED:

- A CUP
- A PIECE OF CARD

Step 1: Fill your cup to the brim with water (so it's just about to spill).

Step 2: Gently place a piece of card over the top. Make sure this is touching the rim all the way round.

Step 3: Carefully turn your cup upside down, holding the card in place. When the cup is fully upside down remove your hand.

Step 4: Invite your friends or family to marvel at your incredible trick!

TOP TIP!

This can be a bit fiddly to get right so make sure you practice in an area that can get a bit soggy!



WANT TO LEARN MORE ABOUT THE TERRIBLE AND TRICKSY TWITS? READ THE REST IN ROALD DAHL'S *THE TWITS*.

ROALD
DAHL
STORY
DAY

13
SEPTEMBER
2020

#RoaldDahlStoryDay
@Roald_Dahl
www.roalddahl.com



MAKE WONDERFUL ROALD DAHL STORY DAY

CLASSROOM CRAFTS

WITH YPO



In association
ypo

FIND EVERYTHING YOU NEED TO MAKE YOUR VERY OWN NEWT AND MORE AT YPO!



161926*
YPO Premium
Handwriting Pen
Tub of 30
£4.28



160970*
YPO Medium Tip
Colouring Pens
Pack of 40
£3.63



151115*
YPO Premium
Colouring Pencils
Pack of 24
£2.49



301019
Pom Poms
Bumper Pack
£9.10



313610
Scissors
£1.74



716472
YPO Glue Sticks
40g - Pack of 10
£3.89



702439
YPO Premium
Ready Mixed Paint
Pack of 10 x 500ml
£14.40



111355
Assorted
Coloured Card
£5.48



309848
Assorted Pipe
Cleaners
Pack of 500
£3.55



158143*
YPO Premium
HB Pencil
Pack of 144
£8.00



VISIT WWW.YPO.CO.UK OR CALL 01924 834 960 FOR EVERYTHING YOU NEED
FOR THE BEST PARTY EVER!

THE PRICES QUOTED ABOVE ARE EXCLUSIVE OF VAT WHICH WILL BE CHARGED AT THE PREVAILING NOTE. * THESE PRODUCTS FEATURE IN THE YPO BUDGET STRETCHER PROMOTION. THE PRICES QUOTED FOR THESE ITEMS ARE VALID UNTIL 30 SEPTEMBER 2020, USING THE PRODUCT CODE QUOTED ABOVE.



BEWARE THE VILLAINOUS WITCHES!

NEW WITCHES PUBLISHING

