

**PUFFIN SCHOOLS**

**Ages  
8+**

## **INSPIRATION PACK FOR ...**



**Extracts and notes for KS2 teachers & librarians**



**Puffin Schools**

[puffinschools.co.uk](http://puffinschools.co.uk)



# THE MIRACLE ON EBENEZER STREET



## Explore themes of:

✓ Christmas   ✓ Kindness   ✓ Magic   ✓ Family

## Subject Checklist:

✓ Literacy   ✓ Art, Design & Technology   ✓ RE   ✓ PSHE   ✓ Citizenship

## Contents

- **LESSON 1! Christmas Past** **3**  
**Objectives:** Create a snowglobe of a special Christmas past; compare similarities and differences between *The Miracle on Ebenezer Street* and *A Christmas Carol*.
- **LESSON 2! Christmas Present** **6**  
**Objectives:** Design your own 'Magical Curiosity' and perform a 'show and tell'; match up and colour in Christmas crackers containing details from both texts.
- **LESSON 3! Christmas Future** **9**  
**Objectives:** Reflect on the key messages and ideas behind the books; decorate your own Christmas tree with baubles and make a Christmas wish.

## About the book

*'Old Marley's magic was beginning to stir...'*

George is about to spend his third Christmas without his mum. Since she died, George's life has felt dull and grey; his dad has thrown himself into his work and has no time for family, and definitely no time for Christmas.

Then, George stumbles across Marley's Curiosity Shop. There he finds a mysterious snow globe, which – though George can't quite understand how – appears to show a scene from George's past. A Christmas in which he and his family were together, and happy...

That night, George and his dad are swept on an adventure to three Christmases – past, present, and future. With help from new friends, and just a touch of magic, can they begin living life in full colour again?





# THE MIRACLE ON EBENEZER STREET



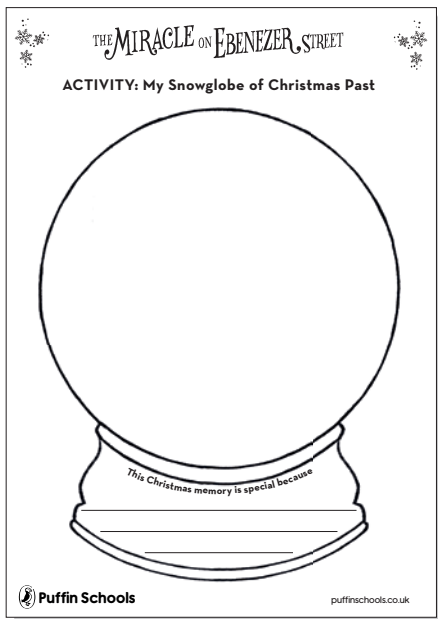
## LESSON 1! Christmas Past

### Lead-in questions:

- What makes a good Christmas? What sights, smells, and feelings do you associate with it?
- What did Christmas used to be like for George in the story?

### Activity: My Snowglobe of Christmas Past

- On page 11, George looks into the snowglobe and sees an image of a Christmas when his mum was alive and his family were all happy.
- Close your eyes and picture some of your happiest memories from Christmases of the past. It could be spending time with your family and friends, playing with toys, eating delicious food, or even building snowmen like George's memory!
- Draw your own scene from a Christmas Past on the snowglobe on the next page. Write a line or two next to it explaining why this memory is so special to you.



See next page.






# THE MIRACLE ON EBENEZER STREET



## Activity: My Snowglobe of Christmas Past





# THE MIRACLE ON EBENEZER STREET



## Let's compare the texts!

Did you know that *The Miracle on Ebenezer Street* was inspired by Charles Dickens' book *A Christmas Carol*?

See the similarities and differences between the books by sorting their details into the table below!

Note: some of the details might belong to both stories!

1. SET IN VICTORIAN ENGLAND (1843)
2. GEORGE BISHOP IS THE MAIN CHARACTER
3. CHARACTERS ARE WARNED ABOUT THE FUTURE IF THEY DO NOT CHANGE THEIR WAYS
4. THIS BOOK TEACHES ABOUT BEING GENEROUS AND KIND AT CHRISTMAS
5. SET IN THE MODERN DAY (2020)
6. THIS STORY CONTAINS MYSTERY AND MAGIC
7. EBENEZER SCROOGE IS THE MAIN CHARACTER
8. CHARACTERS ARE SWEEPED AWAY ON AN ADVENTURE TO THREE CHRISTMASSES

Use the tick boxes.

	<b>A Christmas Carol</b>	<b>The Miracle on Ebenezer Street</b>
1.	<input type="checkbox"/>	<input type="checkbox"/>
2.	<input type="checkbox"/>	<input type="checkbox"/>
3.	<input type="checkbox"/>	<input type="checkbox"/>
4.	<input type="checkbox"/>	<input type="checkbox"/>
5.	<input type="checkbox"/>	<input type="checkbox"/>
6.	<input type="checkbox"/>	<input type="checkbox"/>
7.	<input type="checkbox"/>	<input type="checkbox"/>
8.	<input type="checkbox"/>	<input type="checkbox"/>



# THE MIRACLE ON EBENEZER STREET



## LESSON 2! Christmas Present

See extract from page 18 on the next page.

### Lead-in questions:

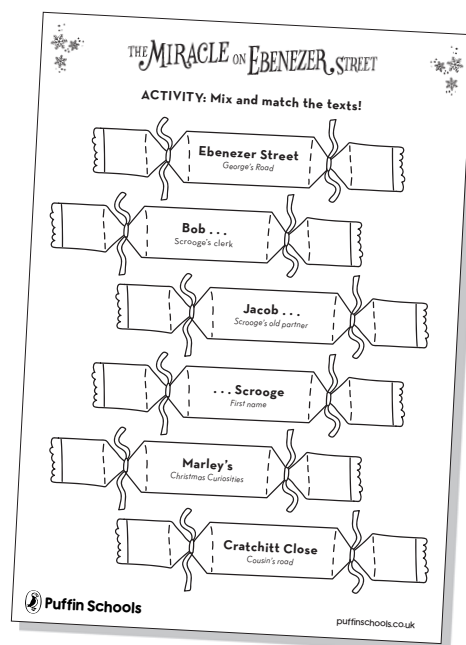
- Why is Christmas different for George now? How do you think this makes him feel?
- Why does George call his father a 'Scrooge'? What do you know about Scrooge from *A Christmas Carol*?
- What is 'Old Marley's magic'? What kinds of adventures does it bring for George and his family?

### Activity: My Magical Curiosity

- George's visit to Marley's shop leads him to encounter 'Christmas Curiosities' such as a magical snowglobe, his long-dead relative Walter Bishop, Tricksie the elf, and Randolph the Reindeer . . . to name a few!
- Now it's your chance to create your own festive magical curiosity! Think about who or what it is, what it or they can do, and what Christmas miracle or piece of magic it might perform? How might this curiosity help someone to remember the true spirit of Christmas?
- Paint or sketch your curiosity and perform a 'show and tell' on your tables, introducing your curiosities to each other.

### Mix and match the texts!

Catherine Doyle includes a number of names from *A Christmas Carol* in her story. Match up the crackers on page 8 into pairs to show further connections between *The Miracle on Ebenezer Street* and the original! Once you have checked that you have the correct pairs, colour code your matching crackers with the most festive designs possible!



See page 8.



# THE MIRACLE ON EBENEZER STREET



## Extract from **The Miracle on Ebenezer Street**

George shrank into his seat. Three long years had passed since his father first cancelled Christmas. Not just the tree, but the stockings and the presents too. The games and the turkey and the gravy and the carols and even the adverts on telly. They were not to speak of it any more. Not to each other, and not even to themselves.

*Christmas is over, George, and it's not coming back.*

*There's nothing left to celebrate.*

George tucked his hands into his pockets. In two days' time, Christmas would be upon them once more and his father's mood was as foul as ever. George brushed his fingers against his new snow globe, the last-minute miracle cool against his skin.

Old Marley's magic was beginning to stir.

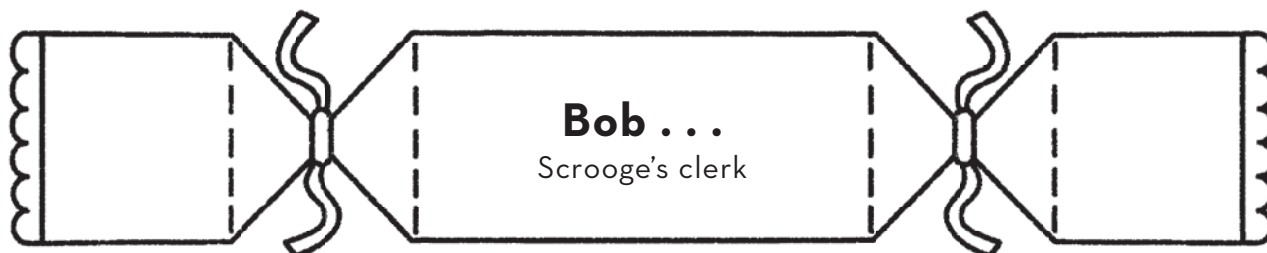
Though he didn't know it yet, George was going to need every last drop.



# THE MIRACLE ON EBENEZER STREET



**Activity: Mix and match the texts!**







# THE MIRACLE ON EBENEZER STREET



## LESSON 3! Christmas Future

### Lead-in questions:

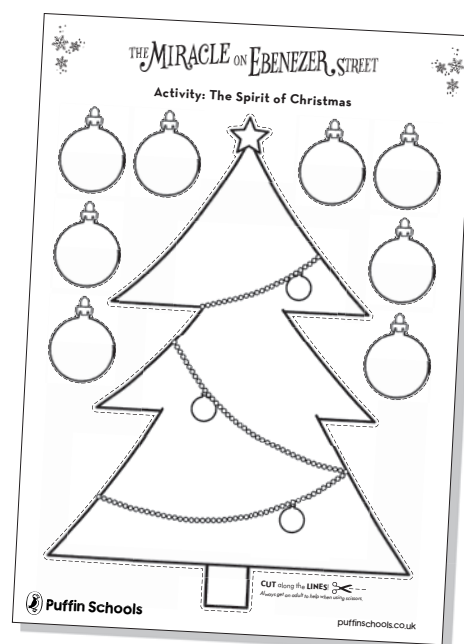
- What do the endings of the two texts have in common?
- What do you think George and his family have learned about themselves and Christmas by the end of the story?
- What do you think future Christmases will be like for George?

### Activity: The Spirit of Christmas

- On page 192, George's father says, 'I want you to live in colour. I want to live in colour with you. It's what your mum would have wanted'. Discuss together, what does this mean? How has George's father changed? How can we live our own lives 'in colour'?
- Next, on the baubles on page 10, note down some of the key messages or ideas behind the books. Think about the spirit of Christmas, family, friends, magic, generosity and kindness.
- Cut out your baubles and stick them to your tree. Make both your baubles and tree look super festive by adding some colour and decoration!

### My Christmas Wish!

Take a moment to write down one wish you have for Christmas this year. Share your wishes together; you never know, perhaps you can help each other to make them come true!



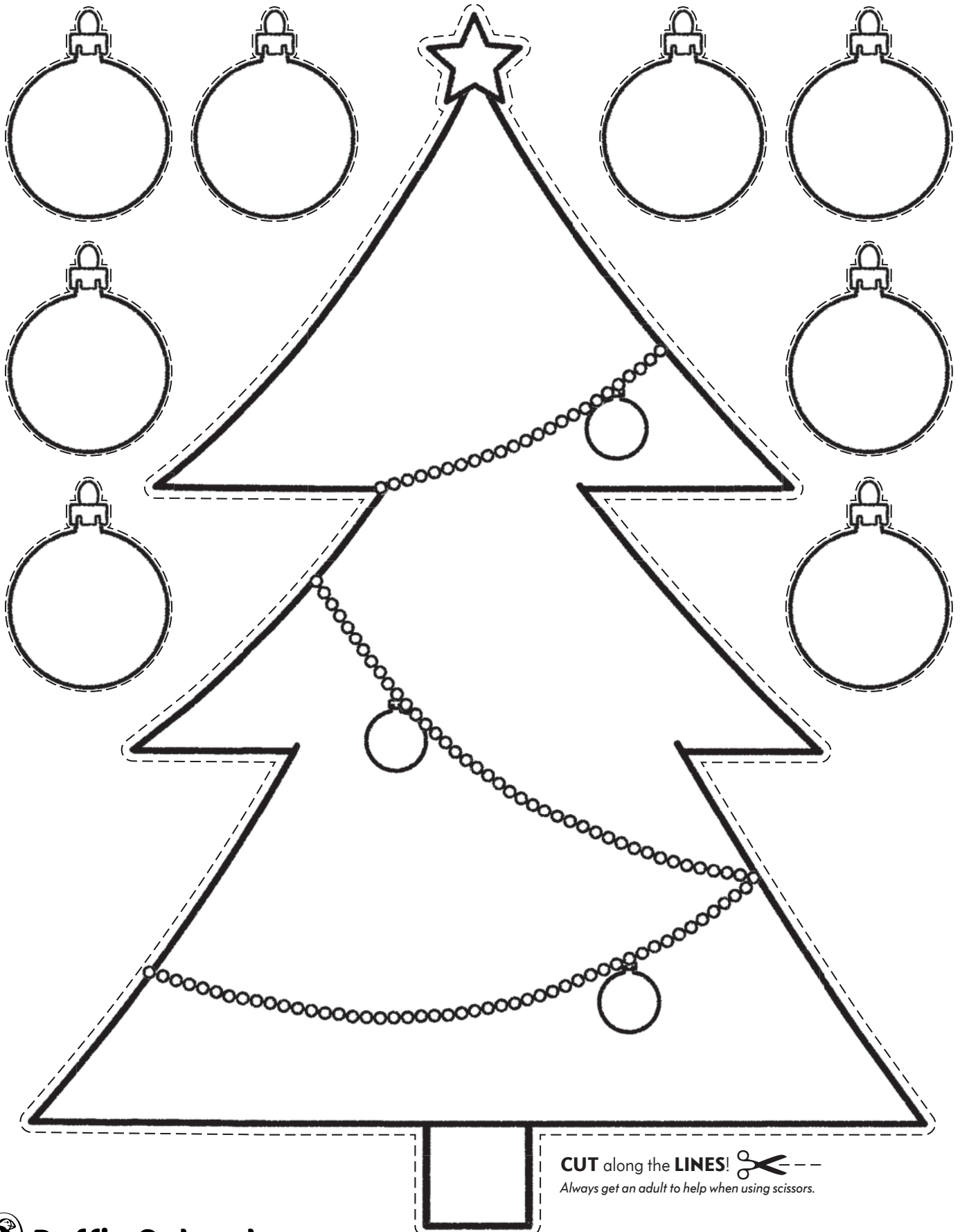
See next page.



# THE MIRACLE ON EBENEZER STREET



## Activity: The Spirit of Christmas



**CUT** along the **LINES!**  ---  
Always get an adult to help when using scissors.