


A *Wimpy Kid* STORY


Diary of an Awesome Friendly Kid perspective diary template

Explore different perspectives! Use this template to write diary entries about **one** incident from the perspectives of **two** different people who were present.



PERSPECTIVE 1

This section is a writing area for the first perspective. It features a vertical margin on the left side with alternating black and white horizontal bands. The main writing area is bounded by a dashed line on the right and has horizontal lines for writing.



PERSPECTIVE 2

This section is a writing area for the second perspective. It features a vertical margin on the left side with alternating black and white horizontal bands. The main writing area is bounded by a dashed line on the right and has horizontal lines for writing.

A *Wimpy Kid* STORY

Diary of an Awesome Friendly Kid friendship recipe

In **Diary of an Awesome Friendly Kid**, Rowley talks about how Greg is his best friend. What does it mean to be best friends with someone? What qualities do you expect in a best friend?

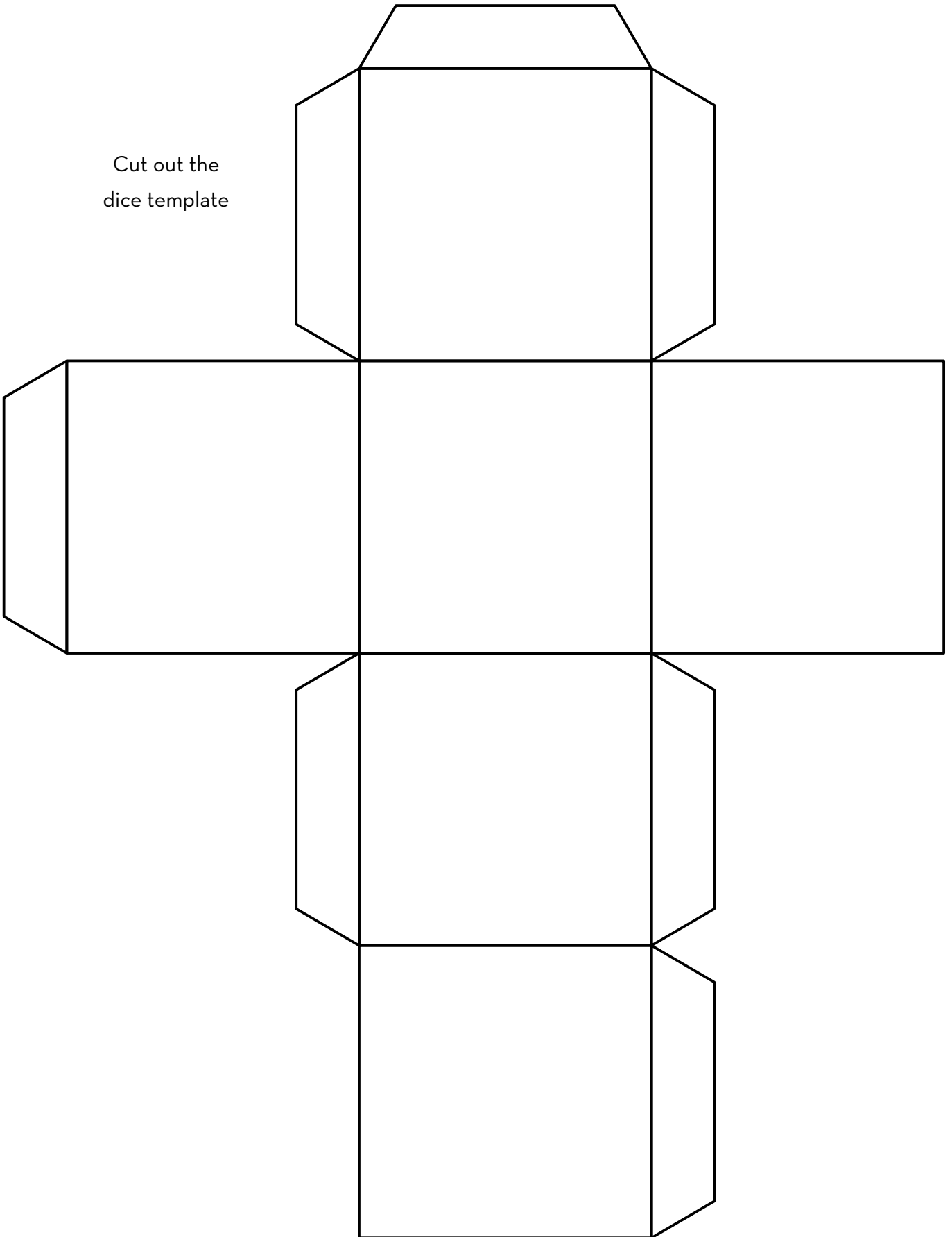
Write a list of ingredients for friendship and create a friendship recipe!

	FRIENDSHIP RECIPE
✓	
✓	
✓	
✓	
✓	
✓	
✓	
✓	
✓	
✓	

A *Wimpy Kid* STORY

Rowley Jefferson's Awesome Friendly Spooky Stories story dice template

Cut out the
dice template



A *Wimpy Kid* STORY

Rowley Jefferson's Awesome Friendly Spooky Stories story starter cards

THERE IS
SOMETHING YOU
OUGHT TO KNOW:
MY BEST FRIEND
IS NOW A ZOMBIE


I WRITE THIS
SITTING IN
A CUPBOARD
WITH A DEMON

I WAS THE ONLY
ONE LEFT. THE
ONLY ONE TO
MAKE IT THROUGH
THE DUNGEON
WITHOUT
SCREAMING...

THE AIR TURNED
GREY ALL
AROUND ME

A SHRILL CRY
ECHOED FROM
BEHIND THE
CURTAIN

MY HAIR STOOD
ON END, SHIVERS
RACED DOWN
MY SPINE...



A *Wimpy Kid* STORY

Rowley Jefferson's Awesome Friendly Spooky Stories storyboard

Use the storyboard to draft ideas for your story in six scenes!

1

2

3

4

5

6