

YPO[®]



ROALD DAHL STORY DAY

ACTIVITY PACK
FOR TITCHY TODDLERS

13
SEPTEMBER





CONTENTS


WAYS TO LEARN, CRAFT AND PLAY WITH

THE ENORMOUS CROCODILE

HELLO FRIENDS!	3
LITTLE AND LARGE	4
CROCODILE COLOURING	5
WONDERFUL WORDS	6
WILD RELAY RACE	7
CRAFT WITH CROC	8
YPO	10
COUNTING IN THE JUNGLE	11
SNAPPY CERTIFICATE	12
PICTURE CARDS	13
BRILLIANT BOOK CHECKLIST	14



ROALD DAHL STORY DAY



HELLO FRIENDS!

It's the best time of year again! It's the time when we get to celebrate the story of the snappiest, sneakiest croc around. In this pack you'll find all kinds of fantastically fun and educational activities inspired by **THE ENORMOUS CROCODILE**.

Whether you're celebrating at school, nursery or home, you'll find something for every kind of terrific toddler.

KEEP READING TO FIND OUT WHAT'S IN STORE!



ENGLISH

For all the budding bookworms out there, give **LITTLE AND LARGE** and **WONDERFUL WORDS** a whirl.

NUMERACY

Test out your class' brainboxes with **COUNTING IN THE JUNGLE**, helping your pupils to count and write numbers.

GET ACTIVE

Get your competitive energy going and blow off some steam with our **WILD RELAY RACE**.

GET CREATIVE

Show off everyone's snazziest, snappiest art skills with **CROCODILE COLOURING** and **CRAFT WITH CROC**.

ROALD DAHL

THE ENORMOUS CROCODILE

YPO®




@Roald_Dahl
www.roalddahl.com





Little and Large

The Enormous Crocodile is truly **ENORMOUS**, but many of his fellow jungle creatures are truly **TINY**. Can you circle the **BIGGEST** animal on each row?



Crocodile Colouring

THE ENORMOUS CROCODILE has lost all his colour.
Grab a pen or pencil and help colour him in!



**ROALD
DAHL**

**THE ENORMOUS
CROCODILE**


YPO

@Roald_Dahl
www.roalddahl.com




Wonderful Words

There are so many wonderful, weird, wonky words to learn in this world!
Why not show off **HOW MANY** of these words you know?
Pair each word with its matching picture.



CROCODILE



BIRD


CHILD

TREE



MONKEY


FLOWER




WHY NOT LEARN EVEN MORE WONDERFUL WORDS WITH OUR BRILLIANT BOARD BOOK **FIRST 100 WORDS**

Wild Relay Race

Time to get active and channel your **INNER JUNGLE ANIMAL!**
Get the class up and moving around the classroom or playground.
Ask them to practice moving like each of these animals:




**ANGRY
CROCODILE**



**STOMPY
ELEPHANT**



**BEAUTIFUL
BIRD**



**CHEEKY
MONKEY**

FOR INSPIRATION, YOU COULD ASK THEM QUESTIONS LIKE:

- Does this animal move quickly or slowly?
- Are they light on their feet or do they take heavy steps?
- What gestures can you do with your arms to make it clear which animal you are?

- Once they have perfected this, split the class into groups of four.
- Ask them to line up on a start line and find a spot where they will go to and turn around.
- Start a race where each child goes to the end point and back, moving like a different animal. The first child snaps like a crocodile, the second stomps like an elephant, the third flaps like a bird, and the fourth leaps like a monkey.
- Each child must wait to go until the team member before them is back. First team to finish wins!

Craft with Croc

Time to put your crafty croc skills to the test! Follow these instructions to make your own Enormous Crocodile. The great thing about this croc – you can make it as **ENORMOUS** as you want!

YOU WILL NEED:

- Green card (or white card painted green)
- Scissors
- Glue
- Colouring pens or pencils

FOR AN EXTRA COLOURFUL CROC YOU COULD ADD:

- Googly eyes
- Glitter
- Felt
- Sequins

CHECK OUT PAGE 10
WHERE YOU CAN FIND ALL
THE CRAFTY RESOURCES
YOU NEED FROM YPO.

HOW TO MAKE YOUR CROC

1 First, print off the cut-out on the next page and pritt stick it to green card. Get a grown-up to help you cut out the shapes. Decorate the head, tail and feet on the next page with the most marvellous green, croccky design using your craft supplies.


2 Cut out a rectangle of green card which is 12cm wide, and as long as you want to make it.

3 Fold the rectangle in a concertina pattern for the whole length of the shape.

4 Carefully cut out your decorated head, tail and feet from the next page. (You will probably need an adult to help you with the tricky bits.)


5 Stick your croc head to one end of the concertina, and the croc tail to the other.

6 Stick the feet onto your croc, two at the top of the concertina and two at the bottom. And there you have it! One perfectly crafty crocodile unique to you.



Scan the QR code to watch this croc come to life





CUT ALONG THE
DOTTED LINES!




**ROALD
DAHL**

**THE ENORMOUS
CROCODILE**

YPO

@Roald_Dahl
www.roalddahl.com





is a proud partner of Roald Dahl education resources

WWW.YPO.CO.UK



SCAN TO SHOP

EVERYTHING YOU NEED

734879 YPO Glitter Flakes - Green

749117 YPO Washable Pva Glue

137561 A3 Green Card - Pack of 50

334499 YPO Giant Sequins, Assorted Colours

751278 YPO Broad Tip Colouring Pens - Pack of 144

728306 YPO Colouring Pencils - Pack of 288

749265 YPO Glitter Flakes, Assorted Colours - Pack of 6

735101 YPO Jumbo Triangular Colouring Pencils - Pack of 144

303941 Googly/Wiggle Eyes, Stick On - Pack of 500



NEW TO YPO?

It's so easy to start shopping with YPO!
Simply register today and start your first order at ypo.co.uk/register



@Roald_Dahl
www.roalddahl.com







Counting in the Jungle






Clever Croc loves to count just how many children he is going to **GOBBLE UP**.
Can you count as well as Croc can?



Use the guide below to count the animals and trace the numbers, then write your own numbers in the empty box.

		
---	--	--

		
--	---	--

		
---	--	--

		
---	--	--

		
---	--	--



ROALD
DAHL

THE ENORMOUS
CROCODILE

YPO[®]

@Roald_Dahl
www.roalddahl.com






CONGRATULATIONS!

FOR BEING A CLEVER CROC AND TAKING PART IN
SOME **ENORMOUSLY** FUN ACTIVITIES!

SIGNED -----


DATE -----




Picture Cards




If useful to you and your pupils, please feel free to use the below picture cards as a communication tool when completing any of the above activities.



CROCODILE




ELEPHANT



MONKEY



BIRD




HIPPO



RUN



CHILDREN



TREE



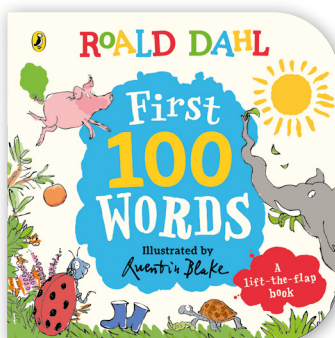








RIVER





How many have you read?

Tick the boxes of the books you have read!



ROALD DAHL

@Roald_Dahl
www.roalddahl.com